

## DCIM Operations Software

### Asset Management

All data center physical assets and their configuration  
Maintenance/lease information  
Add unlimited Custom Fields  
Models Library with over 40,000 smart models across 1,280 manufacturers

### Capacity Management

Available power, space, cooling, network ports, and power connectors  
Search for and reserve capacity  
Find stranded power, space, and cooling capacity

### Change Management

Workflow for change requests  
Request approvals, status, and history  
Connect to ticketing and CMDB systems

### Connectivity

Build power and data circuits, including structured cabling  
Network diagrams and visual circuit traces of port-level power and network paths  
Single-line diagrams for end-to-end AC or DC power chains  
Validation for physical connections and media types

### 3D Visualization

3D color-coded, floor map overlays show power, cooling, and capacity data  
Drilldown from floor map view to contents inside cabinets  
Thermal and pressure maps with time-lapse video

### BI & Analytics

Over 100 preconfigured chart widgets  
Filter, print, and export raw data to CSV and PDF  
Support for custom SQL and HTML widgets

---

***“From an ROI perspective, it’s massive for us. We’re getting 40% more usage out of our facilities and power sources.”***

Michael Piers | Senior Manager DCIM/Tools, **Comcast**

---

## Easily Manage Data Center Assets, Capacity, and Changes

Providing easy access to real-time information about critical facilities, networks, and IT assets by removing the complexity and dependency on emails and spreadsheets, dcTrack DCIM Operations solution transforms the delivery of data center services. Featuring detailed information and visual mappings, dcTrack’s solution helps data center operators handle their most common tasks and processes faster and more efficiently than ever before, while saving costs and improving availability.

Detailed data center business intelligence and analytics about your infrastructure and visual mappings help you manage placement of your IT equipment, make informed capacity management decisions, and keep track of your data center assets.

When integrated with a CMDB or change management system for workflow functionality, dcTrack provides fast ROI, especially during any data center relocation, consolidation, or new build project. dcTrack can be easily deployed as a standalone DCIM operations solution or with Sunbird’s Power IQ® DCIM Monitoring Software for power, energy, environment, and cabinet security monitoring.

## Sophisticated Visualization, Analysis, and Reporting

Easily analyze KPIs and gain data center business insights from over 100 chart widgets with drilldown across multiple dashboards that address your most common reporting use cases

Preconfigured dashboards display charts by category: Enterprise Overview, Enterprise Health, What-If, Items Inventory, Parts Inventory, Space, Power, Cooling, Connectivity, Change, Tabular Reports, and DCOI

Drilldown capability allows easy interaction with report and chart data

Visualize floor plan drawings, rack elevations, and network diagrams in real time

Create, edit, and share your personalized dashboard pages to create transparency and manage to consistent KPIs across functional teams. Reports can be set to be automatically generated and emailed on a one-time or recurring basis. Chart links can be saved as browser favorites or embedded in portals such as wiki pages or SharePoint sites for easy information sharing.

## Asset Management for Accurate Inventory and Model Data

Easily search for and reserve space, power, and network connectivity for all IT assets

Quickly locate server, network, and storage equipment plus all subcomponents like hard drives, power supplies, line cards, memory modules, patch cables, or even boxes of screws

Track anything and everything in your data center with custom fields that accommodate your unique data and can be displayed in user-configurable layouts that make sense to your users

Trace physical and logical relationships between equipment. Display all network and AC/DC power connections in 3D on one screen.

## Capacity Management for Optimized, Intelligent Planning

Easily see real-time capacity for all your data center physical infrastructure

Automate rack power planning with highly accurate power budget profiles calculated for each device instance based upon their historical load in your environment.

Rich filtering allows quick search by several asset parameters

Project-based reservations to support what-if capacity analysis

Replace several inaccurate Excel® and Visio® files and trips to the data center

## Change Management to Move, Add, and Delete IT Equipment

Create request and work orders with customizable task details and deadlines to ensure work is done accurately and on time

Use role-based, granular permissions to ensure compliance with corporate requirements

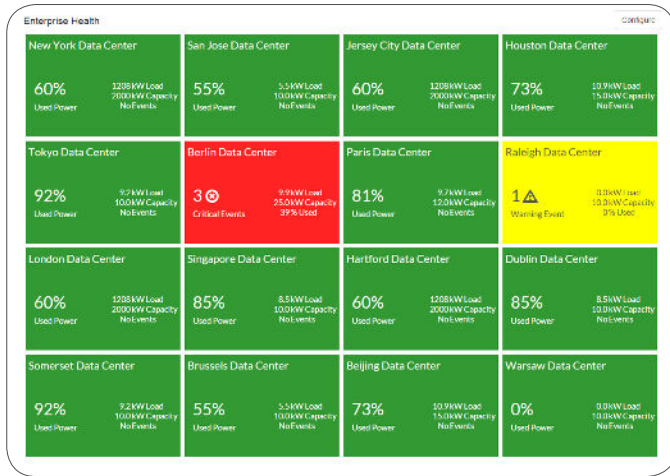
Enforce best practices workflow and meet ITIL framework guidelines

Track the real-time status of all work activities and improve the productivity and efficiency of data center operations staff



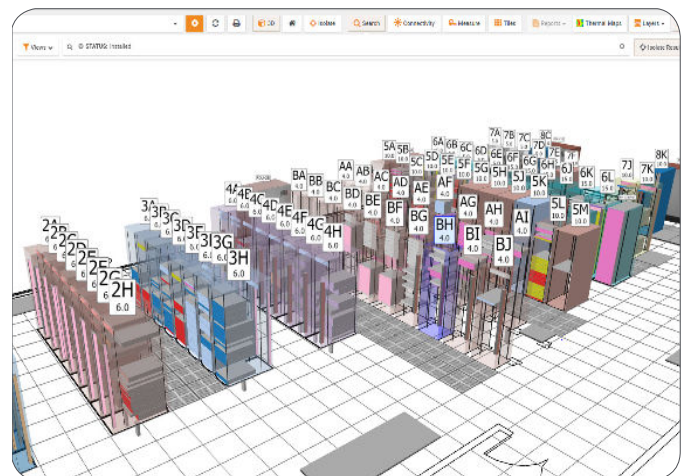
## Color-Coded Enterprise Health Dashboard

Get a centralized view of the health and capacity of your global footprint with the ability to click to drill down to obtain details at the floor, room, pod, row, cabinet, and device levels. Set thresholds and receive alerts for critical- and warning-level events in your data center.



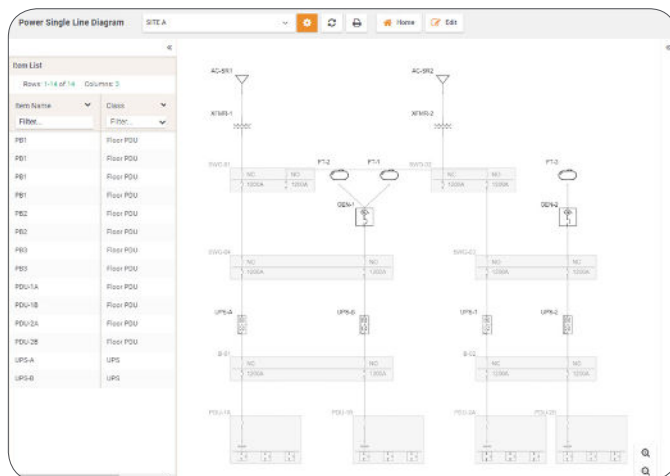
## Global 3D Floor Map Search

Easily search for assets and locate them right on the floor map. Search, filter, and color code across a broad range of criteria, including project, status, make, model, name, asset tag, capacity, power, and more. Save your search results as a view that you can share with other users.



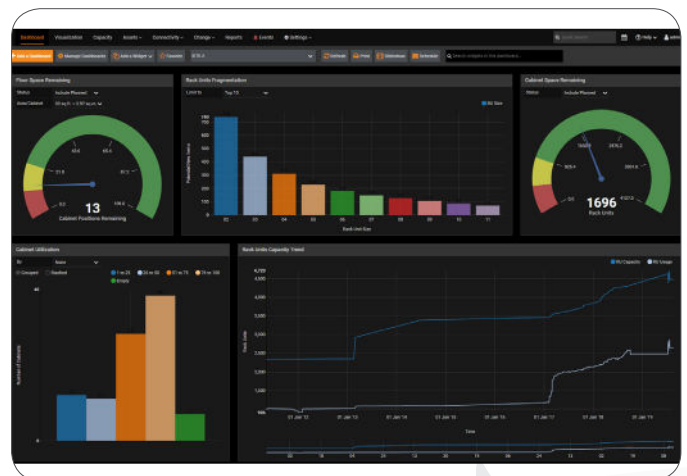
## Automatic Single-Line Diagram

Automatically generated and interactive single-line diagrams provide a single pane of glass that makes it easy to track the electrical characteristics and interconnections of all the facility items in your AC or DC power chain to simplify capacity and redundancy management.



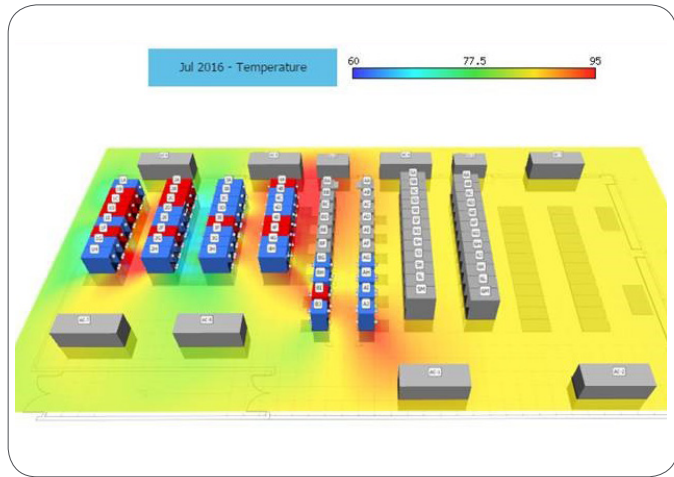
## Capacity Management Dashboard

Provides real-time resource utilization data for better space, power, cooling, and port capacity planning. Quickly see how much capacity you're using and, more importantly, how much is available.



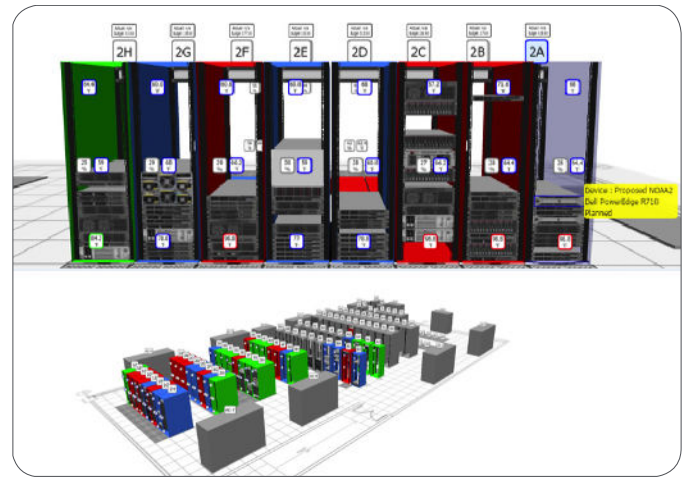
## Thermal/Pressure Map Time-Lapse Video

Like weather radar for your data center. Easily spot hot spots and air pressure trends across multiple planes. Floor map overlays display temperature and pressure changes based on user-defined time periods so you can save money and address issues before they become problems.



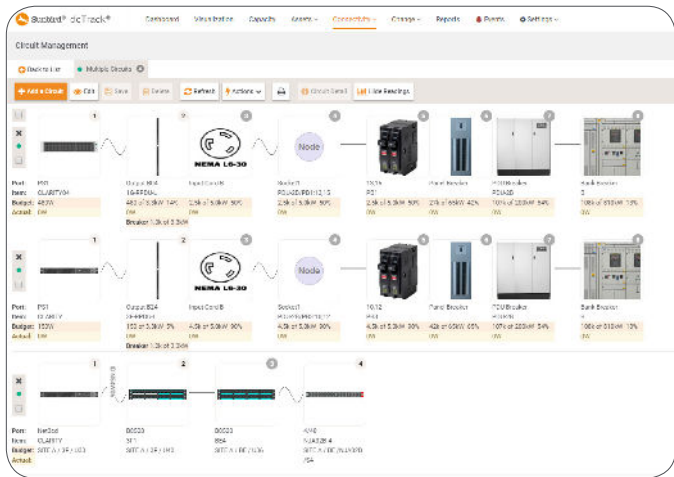
## 3D Visualization of Cabinets and Rows

Visualize cabinet and row elevations as if you are standing in front of them. Easily see cabinet contents including name, make, model, and status. Monitor user configurable thresholds for space, power, and cooling with ability to see near real-time readings for power, temperature, and humidity.



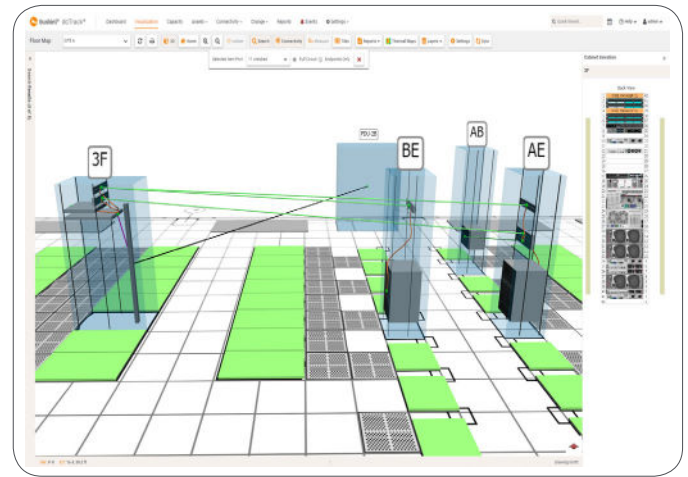
## Port-to-Port Power/Network Visualization

See AC/DC power at every connection point in the power chain from the UPS to the device power supply with (N) or (N+1) redundancy. Achieve a balanced load across all three phases using derated values and actual readings so you'll never trip a breaker.



## 3D Network and Power Connectivity

View end-to-end network connectivity on the floor map, including patch cords, structured cabling, and distribution cabling. Manage real-world cable infrastructure and labeling scenarios, with support for various design architectures and all known cable types, connectors, and topologies.



## Easy to Deploy and Use

100% web-based, HTML5 GUI that's also mobile friendly

Cloning features simplify setup and administration

Bulk import wizards, customer specific model library, and auto-discovery tools accelerate implementations

Support for multi-tenancy, granular permissions, SAML 2.0, LDAP, and AD

## Platform Options

Our application software, database, and hardened Linux® operating system are fully tested and ready to load on VMware®, Microsoft Hyper-V®, Linux® KVM, and Amazon Web Services®.

Bring Your Own Appliance (BYOA). Our application software, database, and hardened Linux operating system are loaded onto your enterprise-class appliance that meets our hardware specifications.

## A Complete Solution with Training and Support

Pay-as-you-grow, rack-based license model with options as granular as a quarter-rack results in superior customer value

Software maintenance plans include documentation, training videos, Models Library updates, and software upgrades

Implementation and training services available

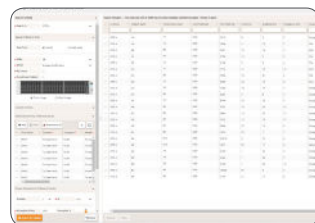
## Open Data Model

Open database connectivity capabilities let you use your existing data warehouse and reporting system to generate custom reports

APIs enable Asset Item create, read, update, and delete to/from configuration management databases (CMDB) for seamless information exchange

APIs and customer-configurable connectors enable integration with CMDB and ticket systems such as ServiceNow

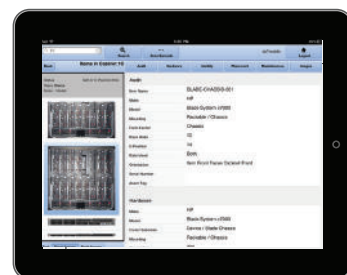
## Intelligent Search, Place and Reserve



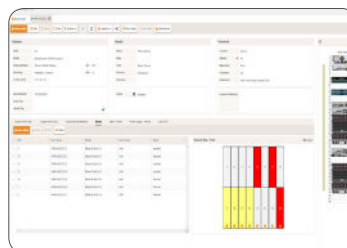
Quickly find space, power and network connectivity for IT devices, simplifying capacity planning and change management. Reserve capacity for future provisioning of new IT equipment.

## Mobile Application

Anywhere, anytime access with your choice of smart phone or tablet, Apple and Android platforms, to enable paper-less audit. Create, read, update, and delete items via mobile device. Scan a cabinet bar code and view its full configuration. Identify missing items, audit time stamp, and auditor credentials.



## Blade and Chassis Asset Management



Support of chassis and blade configurations, including front and back, half slot, double slot, internal connectivity, and number of slots, servers and network.

## Call 732.993.4476 or visit [SunbirdDCIM.com](http://SunbirdDCIM.com)

Sunbird Software is changing the way data centers are being managed. With a focus on real user scenarios for real customer problems, we help data center operators manage tasks and processes faster and more efficiently than ever before, while saving costs and improving availability. We strive to eliminate the complexity they have been forced to accept from point tools and home grown applications, removing the dependency on emails and spreadsheets to transform the delivery of data center services. Sunbird delivers on this commitment with unexpected simplicity through products that are easy to find, buy, deploy, use, and maintain. Our solutions are rooted in our deep connections with our customers who share best practices and participate in our user groups and product development process.

Based in Piscataway, NJ, Sunbird serves over 1,850 DCIM customers worldwide. For more information, please visit [SunbirdDCIM.com](http://SunbirdDCIM.com).

© 2022 Sunbird Software. All rights reserved. dcTrack and Power IQ are registered trademarks of Sunbird Software. All other marks and names mentioned herein may be trademarks of their respective companies.

